



Oneida County, New York

Cancer Burden Profile, 2006

In 2006, the American Cancer Society estimates*

1,399,790 new cancer cases will be diagnosed in the U.S. - including 88,230 in New York
 564,830 cancer deaths will occur in the U.S. - including 35,600 in New York

For Oneida County residents:

- >28 individuals are diagnosed with cancer *each week*
- >11 individuals die from cancer *each week*

The Burden in Oneida County:

Annual incidence rates have increased:

>There were an average of 448.5 cases per 100,000 people per year in 1989-1993. This rate was 512.3 for 1999-2003

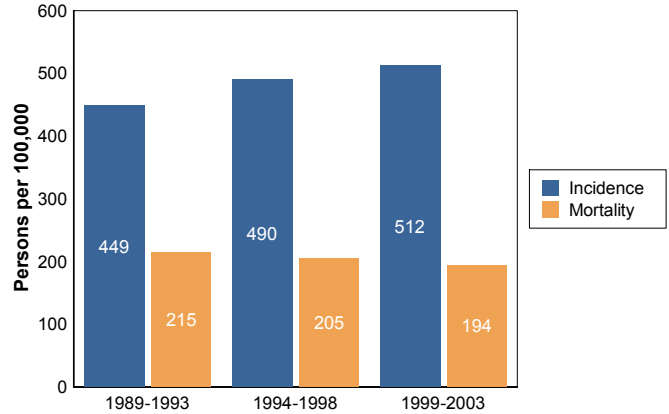
> The annual incidence rate has increased 14.2% since 1989-1993

Annual mortality rates have decreased:

>There were an average of 215.0 deaths per 100,000 people per year in 1989-1993. This rate was 194.1 for 1999-2003

> The annual mortality rate has decreased 9.7% since 1989-1993

Incidence & Mortality Rates 1989-2003



Note: Rates are per 100,000, age-adjusted to the 2000 US Standard Population
 Source: NYS DOH, 2006

Four cancer sites represent 54.6% of all new cases and 51.8% of all new deaths in Oneida County**:

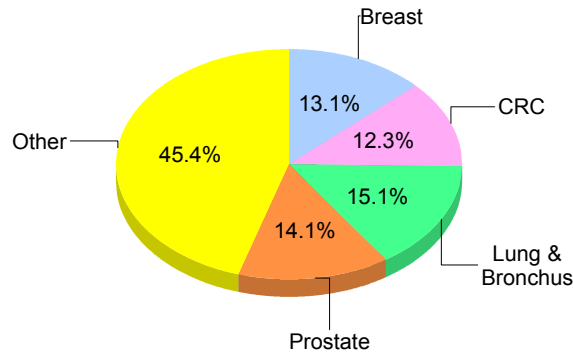
Lung & bronchus cancers account for 15.1% of all cancer cases and 27.8% of all cancer deaths. This disproportionate mortality highlights the crucial need for prevention & cessation of tobacco use

Prostate cancer accounts for 14.1% of all cancer cases and 5.9% of all cancer deaths

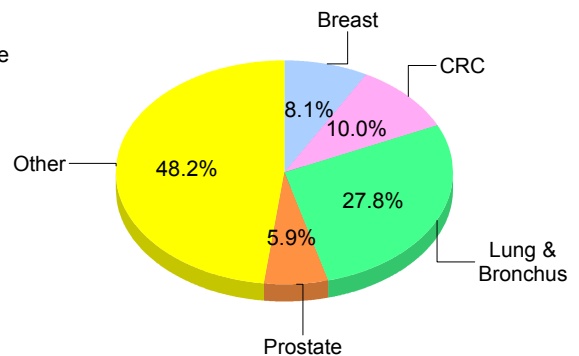
Female breast cancer accounts for 13.1% of all cancer cases and 8.1% of all cancer deaths

Colorectal cancer accounts for 12.3% of all cancer cases and 10.0% of all cancers deaths. This reflects the lower screening & early detection rates for this cancer

Percent All Cases[^]



Percent All Deaths[^]



* American Cancer Society, Cancer Facts & Figures, 2006
 ** Estimate based on average annual cases and deaths 1999-2003, NYS DOH, State Cancer Registry, 2006

Oneida County Demographics		
	Oneida	NYS excl. NYC
Total Population (2005)	234,105	11,111,433
Population Density (people / sq. mile. 2005)	193	237
Percent Population Age 50+ (2005)	33.7%	31.9%
Percent Population in Poverty (2003)	12.8%	14.3%
Median Household Income (2003)	\$ 36,165	\$ 44,139
Less than H.S. Diploma (% of 25+ pop., 2000)	21.0%	20.9%

Source: U.S. Census Bureau, U.S. Bureau of Econ. Analysis

Oneida County Yearly Cases & Deaths, 1999-2003				
Cancer Site	Cases		Deaths	
	Male	Female	Male	Female
All Sites	738	699	289	285
Lung & Bronchus	120	97	93	66
Colorectal	89	88	30	28
Female Breast	n/a	188	n/a	47
Prostate	203	n/a	34	n/a


Source: NYS DOH, State Cancer Registry, 2006

Oneida County Average Annual Incidence & Mortality Rates*: 1999-2003, All Races					
All Cancers (All malignant cancers)					
	Incidence Rates		Mortality Rates		
	Male	Female	Male	Female	
NYS excl. NYC	593.2	451.9	238.3	170.7	
Oneida	605.6	451.6	240.2	165.8	
Colorectal					
	Incidence Rates		Mortality Rates		
	Male	Female	Male	Female	
NYS excl. NYC	70.0	51.8	25.8	18.0	
Oneida	72.9	50.6	24.8	14.4	
Female Breast					
	Incidence Rates		Mortality Rates		
	Male	Female	Male	Female	
NYS excl. NYC	n/a	136.3	n/a	27.1	
Oneida	n/a	127.2	n/a	28.0	
Lung & Bronchus					
	Incidence Rates		Mortality Rates		
	Male	Female	Male	Female	
NYS excl. NYC	90.4	61.4	70.0	43.5	
Oneida	98.3	62.1	76.1	41.0	
Prostate					
	Incidence Rates		Mortality Rates		
	Male	Female	Male	Female	
NYS excl. NYC	174.4	n/a	27.8	n/a	
Oneida	165.6	n/a	29.5	n/a	
Melanoma of the Skin					
	Incidence Rates		Mortality Rates		
	Male	Female	Male	Female	
NYS excl. NYC	17.2	10.7	3.7	1.9	
Oneida	15.9	11.1	5.0	0.9	

* Rates are per 100,000 persons age-adjusted to the 2000 U.S. standard population.
 # Rate is suppressed when fewer than 5 cases or deaths to ensure statistical reliability
 Source: NYS DOH, State Cancer Registry, 2006

Local American Cancer Society Office

6725 Lyons Street
 Syracuse, NY 13057
 Phone 1-800-ACS-2345 or www.cancer.org



Oneida County Percent Diagnosed at Early Stage, 1999-2003		
The best survival rates occur for those who are diagnosed with early stage disease.		
Cancer Site	Oneida	NYS excl. NYC
Colorectal-Male	41.9%	43.6%
Colorectal-Female	42.3%	41.6%
Female Breast	69.3%	66.9%
Prostate	88.9%	88.6%

Source: NYS DOH, State Cancer Registry, 2006